

GUARDIANS OF THE GALAXY: COSMIC REWIND

Virtual Queue Times

- 7:00 AM
- 1:00 PM



VIRTUAL QUEUE TIPS

The Day Before

- Ensure your My Disney Experience App is up to date.
- Verify your park reservation is for Epcot.
- Make sure your entire party is linked on your app.

The Morning of Visit

- You can join from any location – There isn't a set distance for how far from the park you can be.
- Get off Disney wi-fi.
- Log out of your app & log back in.
- Quit all apps on your phone.
- Complete this by 6:55am.

1:00 PM Boarding Group

- All party guests must have entered park gates prior to 1pm to be eligible for the virtual queue.
- You must be physically inside of Epcot to join.
- Follow same steps as 7am.

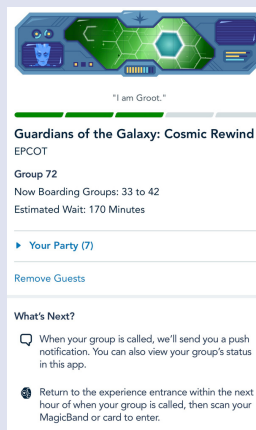
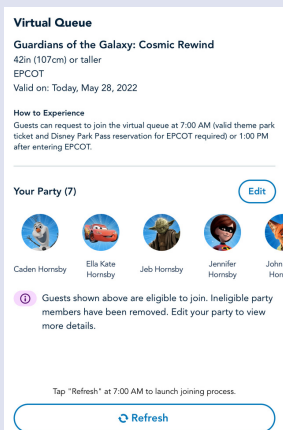
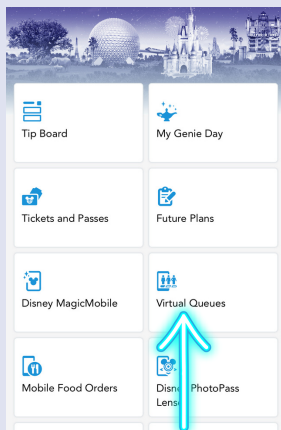
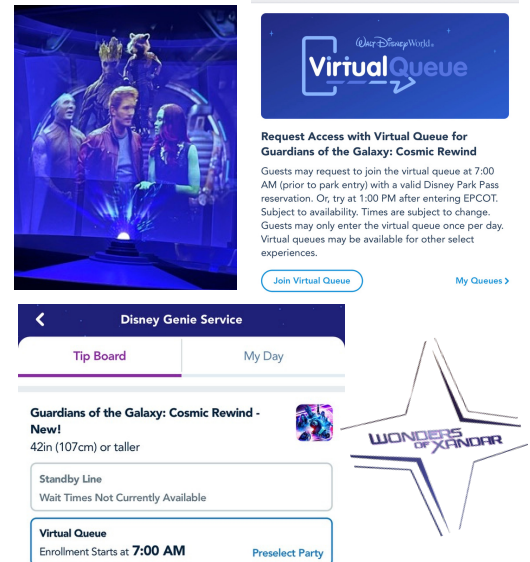
Steps to Join:

1. Go to your MDE app home page. Scroll down & click Join Virtual Queue.
2. Confirm guests ahead of time by clicking on "confirm party."
3. From here you have 2 options:
 - Using a smartwatch or other internet-enabled devices (like an iPad or computer), pull up a clock with a second hand.
 - Watch the countdown and click "Join Virtual Queue" as soon as your clock hits 7:00:01.

OR

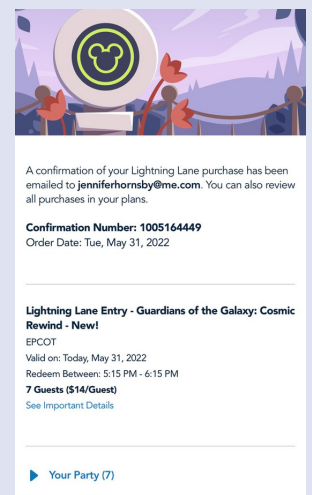
- "Pull down" on the screen constantly until right at 7am when "Join Virtual Queue" pops up. I like doing this option. But it's just personal preference. I don't click "refresh" on the bottom because seconds are important, and the few seconds it takes me to move my finger from the refresh button to the join button are vital.

Once joined, you will be in a virtual line until it's time to join your boarding group. Once your group is called, you have 1 hour to get in line. You will check-in, and then stand in line. You can leave the park and return once your group is called. The app will update with your estimated return time as the day progresses.



If you are unable to secure a boarding group and would still like to ride, you can purchase an Individual Lightning Lane (ILL) via the Tip Board (see where to access Tip Board in photo to left).

With ILL you can choose the time frame you'd like to ride. If no times are available at 7am, keep checking until 7:12am. This is the time when guests who choose not to complete purchases will have their carts automatically emptied. These times will go quickly, so don't wait around to make a decision.



After joining a boarding group you will see updates in your My Disney Experience account. Go to your account, click the triple line stack at the bottom right, and click Virtual Queues. It will continue to update with current boarding groups and your estimated wait time throughout the day. **Make sure you turn on notifications for MDE on your smartphone.**

